

IRC series

C12-A2x

8-pin, Interface relays, 2-pole, plug-in faston

Type	C12-A2x/ ... V Standard relay 2 change-over contact		
Maximum contact load	5 A/250 V AC1	0,5 A/110 V DC1	
	5 A/30 V DC1	0,2 A/220 V DC1	
Recommended minimum contact load	10 mA/10 V		

Contacts			
Material	Standard	Code 1	AgNi + 0,2 µ Au
	Optional	Code 2	AgNi + 10 µ Au
Rated current	5 A		
Switching-on current max. (20 ms)	15 A		
Switching voltage max.	250 V		
AC load (Fig 1)	1,2 kVA		
DC load	see fig. 2		

Coil			
Coil resistance	see table; tolerance ± 10 %		
Pick-up voltage	≤ 0,8 x U _N		
Release voltage	≥ 0,1 x U _N		
Nominal power	1,1 VA (AC)/0,7 W (DC)		

Coil table						
VAC	Ω	mA	VDC	Ω	mA	
24	290	45	12	224	53	
48	1200	23	24	742	32	
115	7.300	9,5	48	3.500	13,7	
230	28.800	4,7	110	19.900	5,5	


Insulation	Volt rms, 1 min
Contact open	1000 V
Contact/contact	3000 V
Contact/coil	5 kV
Insulation resistance at 500 V	≥3 GΩ
Insulation, IEC 61810-5	4 kV/3

Specifications	
Ambient temperature operation/storage	-40 (no ice)...60 °C /-40 ... 80 °C
Pick-up time/bounce time	10 ms/≤ 1 ms
Release time/bounce time	5 ms/≤ 3 ms
Mechanical life ops	AC: 10 Mill./DC: 20 Mill.
DC voltage endurance at rated load	≥100000 switching cycles
Switching frequency at rated load	≤ 1200/h
Protection class	IP40
Weight	21 g

Standard types		
AC 50 Hz/60 Hz: 24, 48, 115, (120), 230, (240)	C12-A21/AC ... V	C12-A22/AC ... V
LED	C12-A21X/AC ... V	C12-A22X/AC ... V
RC suppresor	C12-A21R/AC ... V	C12-A22R/AC ... V
DC: 12, 24, 48, 110	C12-A21/DC ... V	C12-A22/DC ... V
LED	C12-A21X/DC ... V	C12-A22X/DC ... V
Polarity and free wheeling diode	C12-A21FX/DC ... V	C12-A22FX/DC ... V
AC/DC bridge rectifier 24 V, 48 V, 60 V	C12-A21BX/UC ... V	C12-A22BX/UC ... V

"..." Enter the voltage for full type designation

Accessories	
Socket:	S12, S12-P



Connection diagram

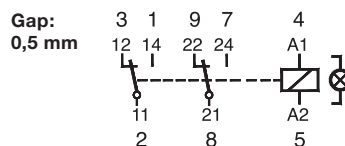


Fig. 1 AC voltage endurance

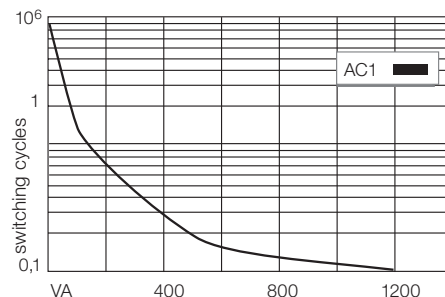
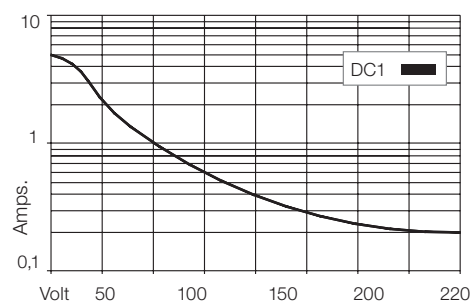
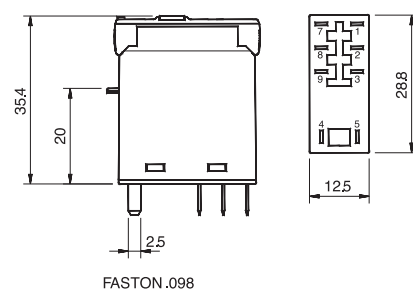


Fig. 2 DC load limit curve



Dimensions [mm]



Technical approvals, conformities



IEC 61810; EN 60947

IRC series

C12-G2x

6-pin, Interface relays, 2-poles, plug-in faston

Type	C12-G2x/ ... V Standard relay 2 open contacts		
Maximum contact load	5 A/250 V AC1	0,8 A/110 V DC1	
	5 A/30 V DC1	0,4 A/220 V DC1	
Recommended minimum contact load	10 mA/10 V		

Contacts

Material	Standard	Code 1	AgNi + 0,2 µ Au
	Optional	Code 2	AgNi + 10 µ Au
Rated current	5 A		
Switch-on current max. (20 ms)	15 A		
Switching voltage max.	250 V		
AC load (Fig 1)	1,2 kVA		
DC load	see Fig. 2		

Coil

Coil resistance	see table; tolerance ± 10 %
Pick-up voltage	≥ 0,8 x U _N
Release voltage	≥ 0,1 x U _N
Nominal power	1,1 VA (AC)/0,7 W (DC)

Coil table

VAC	Ω	mA	VDC	Ω	mA
24	290	45	12	224	53
48	1200	23	24	742	32
115	7.300	9,5	48	3.500	13,7
230	28.800	4,7	110	19.900	5,5

Insulation

	Volt rms, 1 min
Contact open	2000 V
Contact/contact	3000 V
Contact/coil	5 kV
Insulation resistance at 500 V	≥3 GΩ
Insulation, IEC 61810-5	4 kV/3

Specifications

Ambient temperature operation/storage	-40 (no ice)...60 °C / -40 ... 80 °C
Pick-up time/bounce time	10 ms/≤ 1 ms
Release time/bounce time	5 ms/≤ 3 ms
Mechanical life ops	AC: 10 Mill./DC: 20 Mill.
DC voltage endurance at rated load	≥100000 switching cycles
Switching frequency at rated load	≤ 1200/h
Protection class	IP40
Weight	21 g

Standard types

AC 50 Hz/60 Hz: 24, 48, 115, (120), 230, (240)

LED

RC suppresor

DC: 12, 24, 48, 110

LED

Polarity and free wheeling diode

AC/DC bridge rectifier 24 V, 48 V, 60 V

C12-G21/AC ... V
C12-G21X/AC ... V
C12-G21R/AC ... V

C12-G21/DC ... V
C12G21X/DC ... V
C12-G21FX/DC ... V

C12-G21BX/UC ... V

C12-G22/AC ... V
C12-G22X/AC ... V
C12-G22R/AC ... V


C12-G22/DC ... V
C12-G22X/DC ... V
C12-G22FX/DC ... V

C12-G22BX/UC ... V

"..." Enter the voltage for full type designation

Accessories

Socket: **S12, S12-P**



Connection diagram

Gap:
1 mm

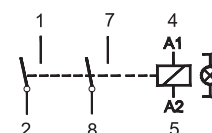


Fig. 1 AC voltage endurance

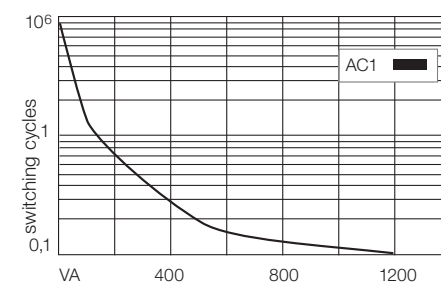
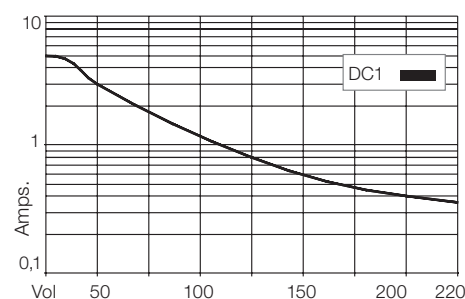
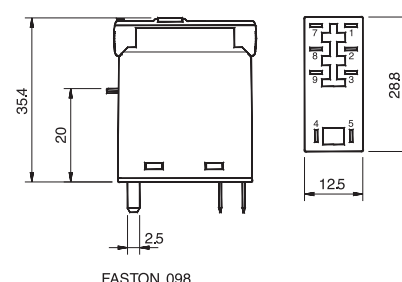


Fig. 2 DC load limit curve



Dimensions [mm]



Technical approvals, conformities



IEC 61810; EN 60947